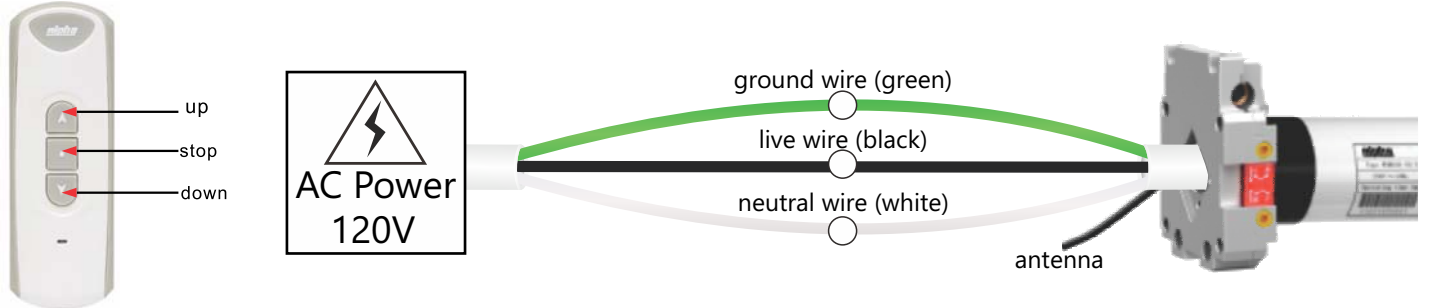


1. TECHNICAL SPECIFICATIONS

Power: AC 120V/60Hz
Protection Index: IP44

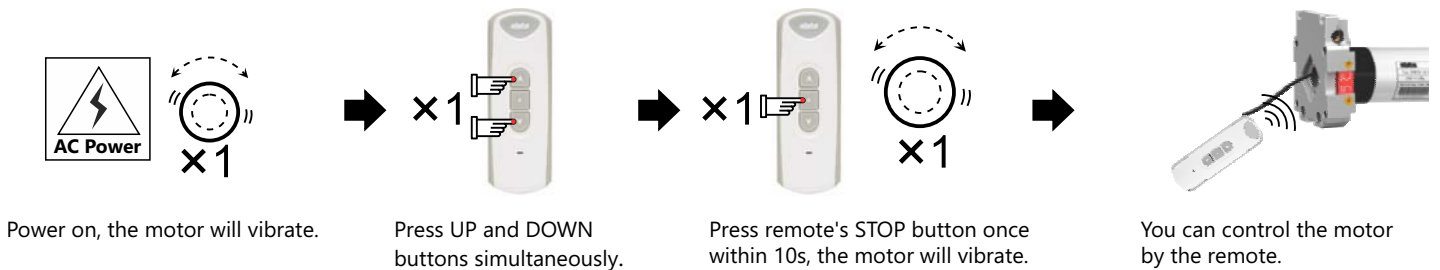
The motor can be compatible with 15 remotes at most.

2. WIRE CONNECTION

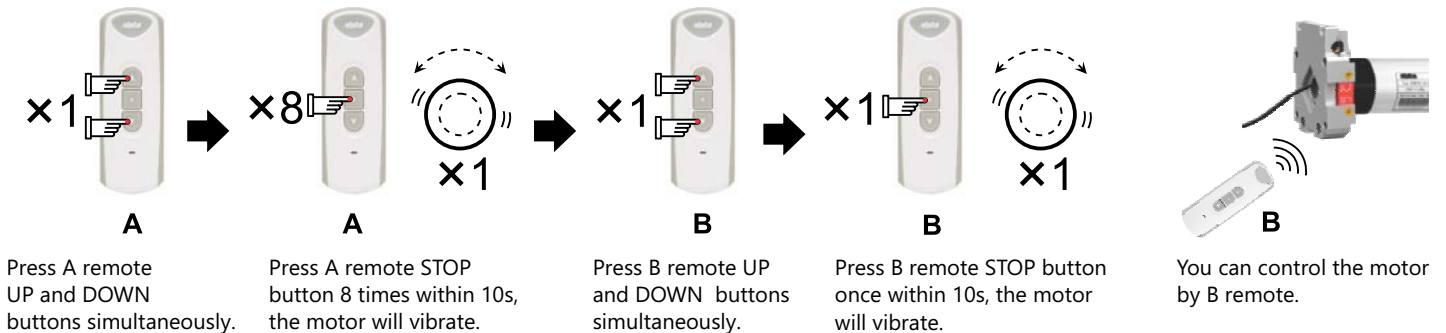


3. CODE LEARNING

Note: After code learning, you can use the remote to control the motor to run up, down and stop.

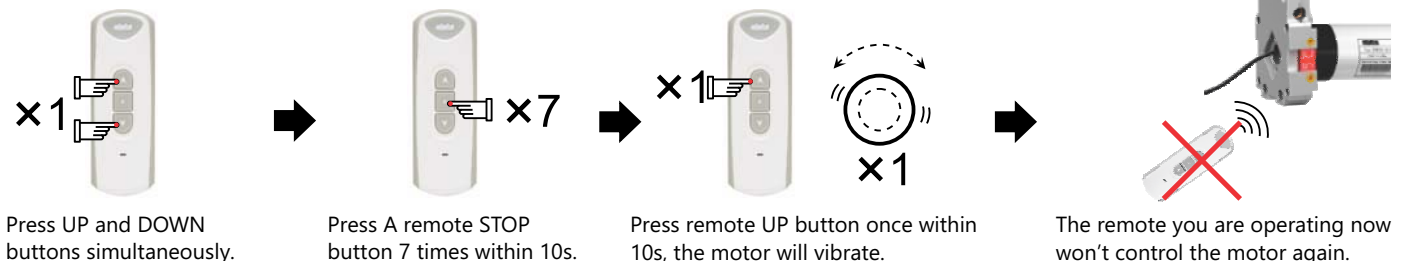


4. COPY

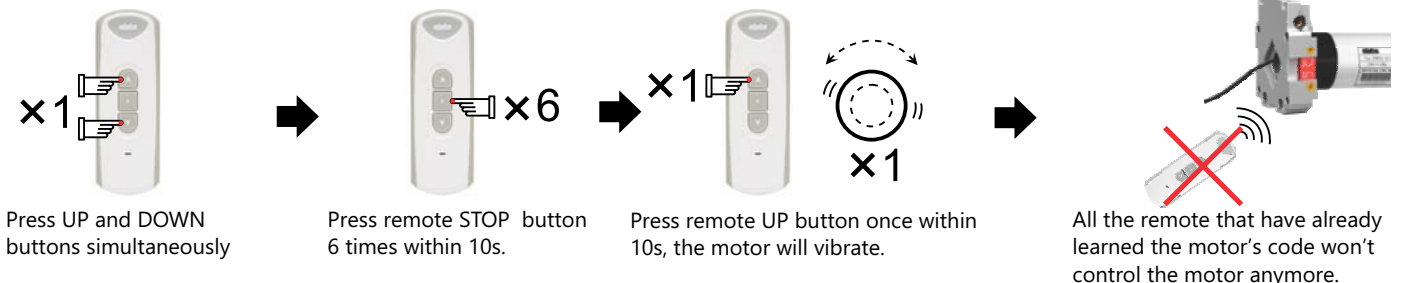


5. CODE DELETING

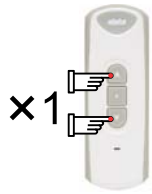
A. Delete the remote you are operating



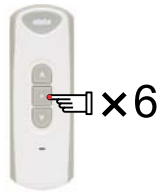
B. Delete all the remotes



6. DIRECTION CHANGE



Press UP and DOWN buttons simultaneously.



Press remote's STOP button 6 times within 10s.



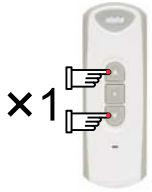
Press remote DOWN button once within 10s, the motor will vibrate.



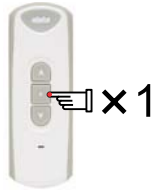
The motor's running direction is changed.

7. SET STEP BY STEP FUNCTION

If the motor is in vibration state, long press emitter's UP or DOWN button for 3 seconds, the motor will run continuously.



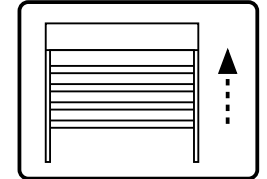
Press UP and DOWN buttons simultaneously.



Press remote's STOP button once within 10s.

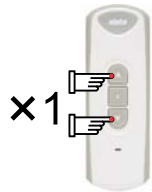


Press remote UP button once within 10s, the motor will vibrate.

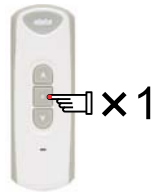


The motor will run step by step.

8. DELETE STEP BY STEP FUNCTION



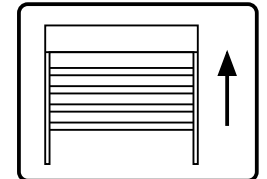
Press UP and DOWN buttons simultaneously.



Press remote's STOP button once within 10s.



Press remote DOWN button once within 10s, the motor will vibrate.



The motor will run continuously.

Announcement

Setting may fail due to the interference of signal. If in this case, please reset.

The remote RE101 is taken as an example in this instruction. The receiver is compatible with several other rolling code remotes.

Please do not press buttons for too long in case life span of battery declines. Pressing time should be at 0.5s, interval time should be 1 second.

If the battery is in low power, please replace battery.

The control unit is of high voltage. Please do not place it in humid atmosphere.

Children should be supervised to ensure that they do not play with the appliance.

Ambient temperature: -10°C to +55°C

All products are as per material subjects if there is change in appearance, color, function etc.

The information is subject to changes without prior notice.